



"Fukagawa Tsuru Kame " presents you a knot of Japanese culture



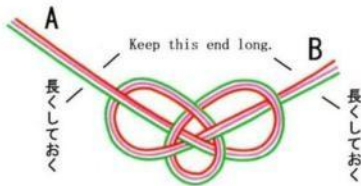
A knot of pine tree

松結び

Matsu knot (which is like a pine tree in shape)

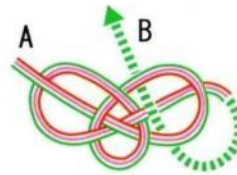
1 鮑（淡路）結びをします。

1. Make an Awabi (Awaji) knot.



2 Bで図のように輪をつくる。

2. Make a loop making one end B follow the arrow.

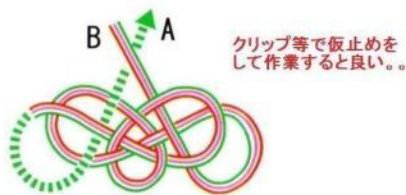


N.B
The loop is just overlapped.

☞重ねているだけです。

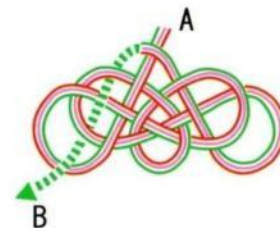
3 同じようにAで輪をつくる。

3. Make another loop making other end A follow the arrow.



4 3でできた二つの輪を縫うようにBをとす。

4. Make one end B follow the arrow just as you pass it through two loops shown in the procedure #3.




5 同じように2でできた二つの輪を縫うようにAをとす。

5. Make the other end A follow the arrow just as you pass it through two loops shown in the procedure #2.



6 松の完成。

6. This is the completion of Matsu knot.



隙間の開け具合で印象が変わってきます。